

# Casement Windows

*Custom-Made Casement and Awning Windows*

*Impeccably Crafted with a Clean-Line Aesthetic*



**Alside**®

# DESIGNED WITH CLASSIC GOOD LOOKS

*Simple Beauty and Superior Design Shine Through*



## A LEGACY OF EXCELLENCE

There is so much more to the windows in your home than the frame, sashes and glass. The true substance is the quality and expertise built into every step of the design and manufacturing process. In choosing Alside for your window installation, each window is custom-made to fit your window openings precisely. Our more than 75 years of industry excellence stands strong as our legacy of leadership and trust, where customer happiness always comes first.

We also take special pride in producing your windows at our U.S. operations. This not only champions the tradition of American ingenuity and craftsmanship, it also fortifies our nation with quality jobs and economic dollars.





## CLIMATECH® . . . YOUR SOLUTION FOR INCREASED WINDOW PERFORMANCE<sup>1</sup>

Windows are roughly 80% glass, so it's important to choose an energy-efficient glass system that can help prevent energy loss year-round. Alside Casement and Awning Windows are precision-engineered with fusion-welded vinyl frame and sashes, integrated insulating components and a high-performance dual-pane glass unit with double-strength glass for enhanced energy efficiency.

For even greater energy savings, upgrade your windows with a ClimaTech insulated glass package featuring Low-E (low-emissivity) glass, argon gas<sup>2</sup> and the Intercept® Warm-Edge Spacer System.

Low-E (low emissivity) glass features a virtually clear, metallic coating that makes your windows more energy efficient by helping them to transfer less heat.

- In winter months, Low-E insulating glass reduces heat loss by reflecting warmth back into your home.
- During the summer, Low-E helps block unwanted solar heat penetration to help conserve air-conditioning use.

Many ClimaTech insulated glass packages meet the latest ENERGY STAR®-certified requirements for energy-saving performance. Consult your window professional for an energy-efficient glass package for your home and climate zone.

## GREEN INSPIRATION

Alside Windows and Patio Doors are expertly crafted to provide energy efficiency and help reduce the consumption of fossil fuels for heating and cooling homes. Using less energy to heat and cool your home not only saves money, it can reduce your home's carbon footprint as well. Vinyl's long lifespan and low maintenance nature can further lessen your impact on the environment as no painting, staining or other maintenance-related products are needed.



USGBC  
MEMBER

*USGBC and related logo is a trademark  
owned by the U.S. Green Building Council.*

# STATE-OF-THE-ART PERFORMANCE

Every Alside Casement Window is designed to provide your home with an attractive finish while delivering superior strength, carefree upkeep and excellent value.


1. Premium vinyl won't chip, peel, crack or warp; never needs to be painted.
2. Multi-chambered sash and mainframe create insulating air spaces for thermal efficiency.
3. Step-down frame with inner compression bulb seal provides a tight seal even during inclement weather conditions.
4. Fully fusion-welded sash and mainframe add strength and rigidity. Tough, extra-thick extrusion walls provide superior durability.
5. Insulated glass unit featuring double-strength glass with dead air space promotes year-round comfort and energy savings.
6. Intercept® Warm-Edge Spacer protects against energy loss.
7. Beveled exterior sash design enhances installation aesthetics and visual appeal.
8. Metal-reinforced operating and locking attachment provides strong, dependable hardware operation.
9. Stainless steel hardware ensures years of trouble-free hinge operation.
10. Heavy-duty operating hardware allows windows to be cleaned from inside your home while providing smooth reliable operation – even on extra-large window units.

## PLUS THESE ADDITIONAL FEATURES:

- Multi-point locking system provides positive locking and added protection along the entire window jamb.
- Low-profile, single-lever locking handle ensures ease of operation.
- Color-coordinated hardware achieves a beautifully refined finished look.
- Fully extruded overlapping screen frame for worry-free ventilation.

## ENHANCE YOUR CASEMENT AND AWNING WINDOWS WITH THESE OPTIONS:

- ClimaTech insulated glass packages featuring Low-E glass and Intercept Warm-Edge Spacer System for improved thermal performance.
- Flat and contoured decorative grids positioned between the glass panes for easy cleaning.
- Specialty V-grooved glass patterns for a subtle touch of elegance.



*Alside offers a variety of ENERGY STAR-certified products. Consult your window professional for energy-efficient glass packages available for your home and climate zone.*



# CASEMENT WINDOWS: A REFINED CLEAN-LINE DESIGN

One simple way to add drama to any room is by bringing in more natural light. The slimline-design frame of the Alside Casement Window is among the narrowest in the industry – expanding the glass area for a generous infusion of beautiful daylight.



- Smooth, easy-to-operate heavy-duty positive crank mechanism ensures easy opening and closing of the sash.
- Stainless steel hardware for years of trouble-free hinge operation.
- An energy-efficient design with double compression bulb seal helps protect against air and water infiltration.
- Beautifully crafted high-performance vinyl frame and sashes require minimal upkeep.
- Multiple lite configurations available in a single mainframe.
- Combine casements and fixed-lite windows to add striking beauty and increased visibility.
- A lifetime limited warranty\* for added peace of mind.



*A low-profile, single-lever locking handle adds to the ease of operation and refined design.*



*Sleek fold away crank handle won't get caught up in blinds or curtains.*



*Sturdy stainless steel hinge system for years of trouble-free opening and closing.*



# AWNING WINDOWS: OPEN YOUR HOME TO THE OUTDOORS

Add the perfect touch of character and charm to your home with Alside Awning Windows. The unique design of this expertly crafted window will impart a bold statement of style and dimension to any room while allowing ample ventilation.



- Beveled exterior sash design creates the appearance of a larger glass area with an attractive slimline look.
- Stainless steel hardware for years of trouble-free hinge operation.
- Fully extruded overlapping screen frame offers convenient ventilation and keeps insects out.
- A dual-point locking system on each side of the window for added comfort.
- Multiple lite configurations available in a continuous mainframe.
- Combine awning and fixed-lite windows to create striking beauty and increased visibility.
- A lifetime limited warranty\* for added peace of mind.



*Sturdy stainless steel hinge system for years of trouble-free opening and closing.*



*Awning windows feature a dual locking system on each side of the window.*

# DECORATIVE OPTIONS

Add your personal touch to any Alside Casement and Awning Window with our on-trend collection of styles, colors and custom accents to enhance your home's architectural décor.

## INTERIOR COLORS AND FINISHES

Interior finishes include White, Beige and Classic Clay, as well as laminate woodgrains in White, Rich Maple, Light Oak, Dark Oak, Foxwood and Cherry.



<sup>3</sup>Extruded solid color. Note: Classic Clay base is not available with exterior color finishes.  
<sup>4</sup>White woodgrain is available with a Beige or Classic Clay base only.

## EXTERIOR COLORS

Exterior colors include White, Beige and Classic Clay, as well as special finishes in Black, Architectural Bronze, American Terra, Hudson Khaki, Desert Clay, Sand Dune, English Red, Forest Green, Silver and Castle Gray.



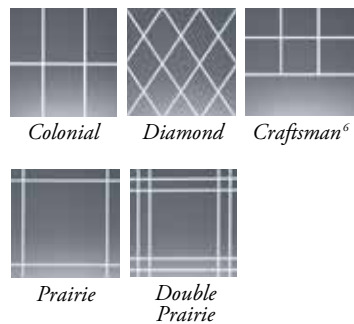
## GRID OPTIONS

Designer grids lend an added measure of style and dimension to your windows. Contoured grids are available in 3/4" and 1" profiles with complementary colors and matching woodgrains.<sup>5</sup> All grids are enclosed within the insulated glass unit for easy cleaning.


Choose from our selection of beautiful grid profiles and patterns to design the ideal window for your home:

- Flat Grids* – available in Colonial, Diamond, Craftsman, Prairie and Double Perimeter patterns
- Contoured Grids* – available in Colonial, Craftsman, Prairie and Double Perimeter patterns

## GRID PATTERNS




## GRID PROFILES



## V-GROOVED CUT GLASS

Add a classic V-grooved cut glass pattern to your casement and awning window for the perfect touch of elegance.




## SIMULATED DIVIDED LITES

Simulated Divided Lites expertly combine the distinctive historical window design with the superior quality, energy efficiency and easy-care convenience of today's advanced technology. Also available in a 2" Check Rail grid pattern.



## OPTIONAL HANDLE FINISHES

Enhance the appearance of your casement and awning windows with an optional decorative fold-away handle.



<sup>5</sup>1" contoured grids are not available in matching woodgrains. <sup>6</sup>Available in operating and fixed-lite casements. <sup>7</sup>Shadow bars are not included or available with triple-pane glass packages.



# WINDOW PRODUCTS FOR ALL YOUR NEEDS

## *Customize Your Windows for Any Style*



*Double-Hung Windows*



*Sliding Windows*



*Bay Windows*



*Bow Windows*



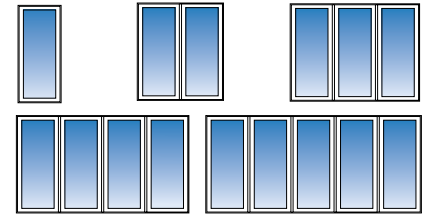
*Garden Windows*



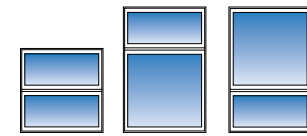
*Sliding Patio Doors*

For a variety of looks from traditional to contemporary, no matter what the application is, Alside Window Systems has you covered. Choose from a complete product line that offers Single-Hung, Double-Hung, Sliding, Bay and Bow, Garden, Picture and Specialty Shape Windows and Sliding Patio Doors. You'll find that the combination of many styles and configurations will work well to enhance your home's appearance.

### A VARIETY OF CONFIGURATIONS



Multiple casement windows are available in a continuous mainframe with two-, three-, four- or five-lite configurations. Virtually any combination of fixed lites with hinged-left or hinged-right operating casement windows is available.



Multiple awning windows are also available in a continuous mainframe. Stack two awning windows or pair with a fixed lite.

### LIFETIME LIMITED WARRANTY

Casement and awning windows are made by Alside, a recognized leader in product innovation, manufacturing excellence and uncompromising quality control. That's a reputation you can count on, from the day your windows are installed until the day you sell your home. And to make your buying decision easier, Alside backs all casement and awning windows with its Lifetime Limited Warranty.\*



Alside 3773 State Road Cuyahoga Falls, Ohio 44223  
1-800-922-6009 [www.alside.com](http://www.alside.com)



©2023 Alside. Trademarks mentioned in this document are the property of Alside, its affiliates, or their respective owners. ENERGY STAR name and logo are registered U.S. marks and are owned by the U.S. government. <sup>1</sup>See your Alside Sales Representative for additional information regarding any questions you might have, or any assertions herein, concerning energy efficiency or savings. Energy savings will vary. Energy savings assume proper installation and use. Not all products are ENERGY STAR-certified. <sup>2</sup>Insulated glass (IG) units that require capillary tubes may experience some argon gas depletion. \*For a copy of the written product warranty please visit [www.alside.com/support/warranties/](http://www.alside.com/support/warranties/) or contact your Alside Sales Representative. Limited warranty does not apply to damage caused by faulty or improper installation, or causes outside of Alside's control. WARNING: Screen will not stop child from falling out window. Keep child away from open window. The only purpose of the screen is to reduce the infiltration of insects. Colors may be slightly different from their appearance in this brochure. Make final color selections using actual product samples. All specifications and designs subject to change without notice. Printed in USA 05/23 3M/OP 75-2809-01